

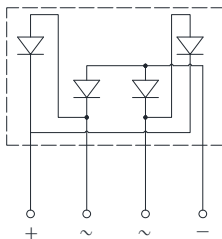
## Bridge Rectifiers

### Features

- UL recognition, file #E230084
- Thin single in-line package
- High surge current capability
- Solder dip 275 °C max. 7 s, per JESD 22-B106

### Typical Applications

General purpose use in AC/DC bridge full wave rectification for switching power supply, home appliances, office equipment, industrial automation applications.



### Mechanical Data

- **Package:** 4KBJ  
Molding compound meets UL 94 V-0 flammability rating, RoHS-compliant
- **Terminals:** Tin plated leads, solderable per J-STD-002 and JESD22-B102
- **Polarity:** As marked on body

### ■ Maximum Ratings (T<sub>a</sub>=25°C Unless otherwise specified)

PARAMETER	SYMBOL	UNIT	KBJ4005	KBJ401	KBJ402	KBJ404	KBJ406	KBJ408	KBJ410
Device marking code			KBJ4005	KBJ401	KBJ402	KBJ404	KBJ406	KBJ408	KBJ410
Repetitive Peak Reverse Voltage	VRRM	V	50	100	200	400	600	800	1000
Average Rectified Output Current @60Hz sine wave, R-load	IO	A	With heatsink T <sub>c</sub> = 110°C						
			Without heatsink T <sub>a</sub> = 25°C						
Surge(non-repetitive)forward current @60Hz half-sine wave, 1 cycle, T <sub>j</sub> =25°C	IFSM	A	135						
Current squared time @1ms≤t≤8.3ms, T <sub>j</sub> =25°C, rating of per diode	I <sup>2</sup> t	A <sup>2</sup> S	75						
Storage Temperature	T <sub>stg</sub>	°C	-55 ~ +150						
Junction Temperature	T <sub>j</sub>	°C	-55 ~ +150						
Dielectric strength @ terminals to case, AC 1 minute	Vdis	KV	2						
Mounting torque @recommend torque: 5kg • cm	Tor	kg • cm	8						

### ■ Electrical Characteristics (T<sub>a</sub>=25°C Unless otherwise specified)

PARAMETER	SYMBOL	UNIT	TEST CONDITIONS	KBJ4005	KBJ401	KBJ402	KBJ404	KBJ406	KBJ408	KBJ410
Maximum instantaneous forward voltage drop per diode	V <sub>F</sub>	V	IFM=2.0A	1.00						
Maximum DC reverse current at rated DC blocking voltage per diode	I <sub>RRM</sub>	μA	V <sub>RM</sub> =V <sub>RRM</sub>	5						

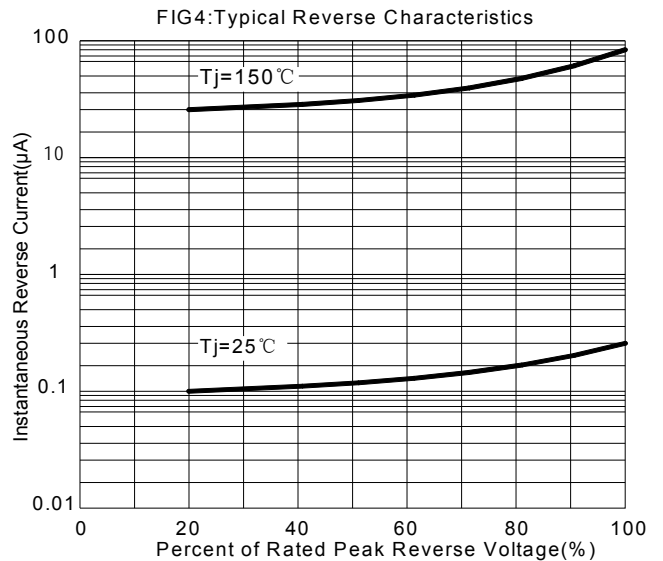
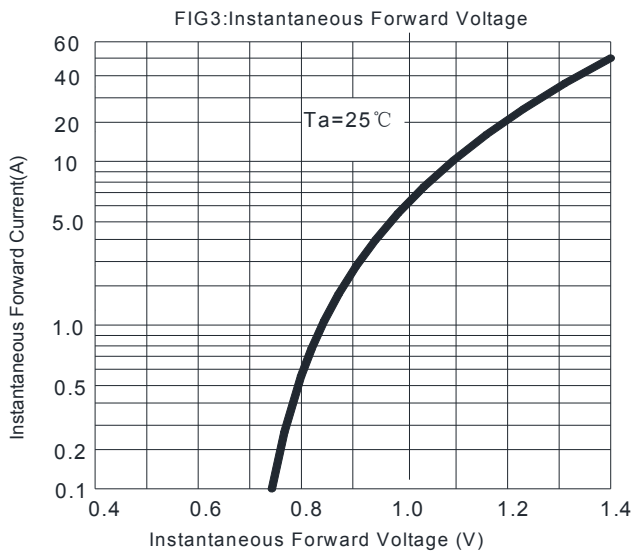
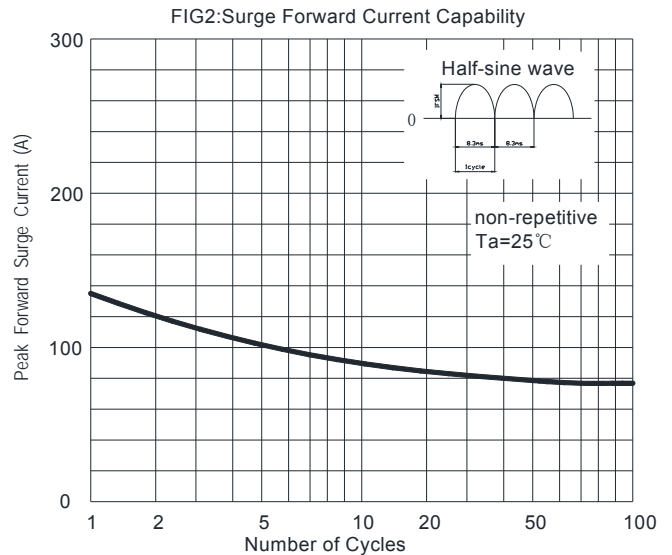
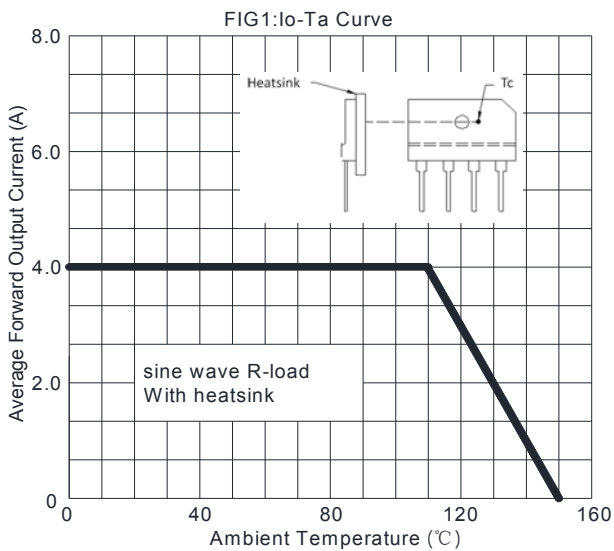
## ■ Thermal Characteristics (T<sub>a</sub>=25°C Unless otherwise specified)

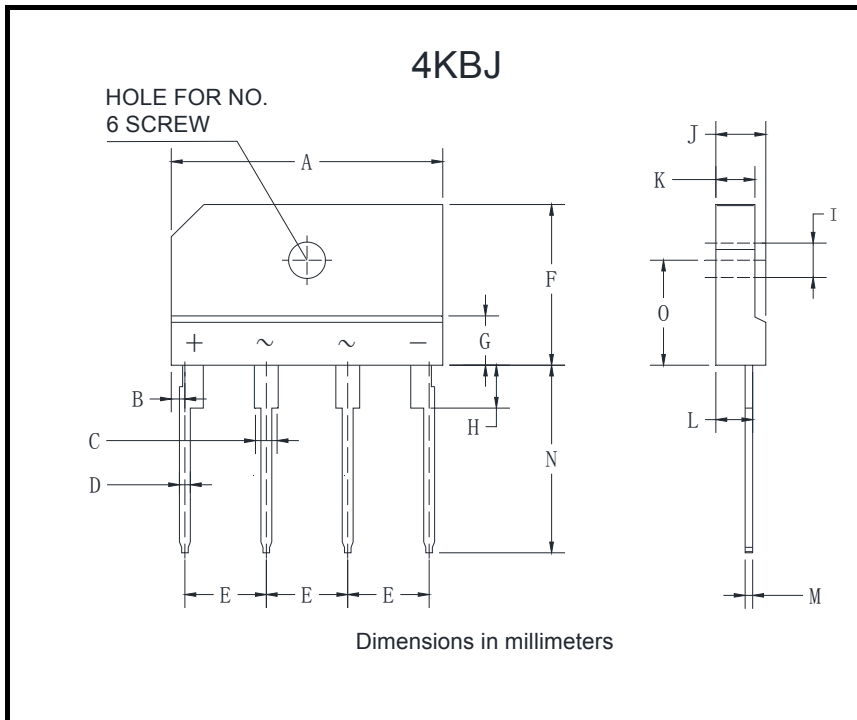
PARAMETER		SYMBOL	UNIT	KBJ4005	KBJ401	KBJ402	KBJ404	KBJ406	KBJ408	KBJ410
Thermal Resistance	Between junction and ambient, Without heatsink	R <sub>θJ-A</sub>	°C/W	30.0						
	Between junction and case, With heatsink	R <sub>θJ-C</sub>		5.5						

## ■ Ordering Information (Example)

PREFERRED P/N	PACKAGE CODE	UNIT WEIGHT(g)	MINIMUM PACKAGE(pcs)	INNER BOX QUANTITY(pcs)	OUTER CARTON QUANTITY(pcs)	DELIVERY MODE
KBJ4005~KBJ410	B1	Approximate 4.27	20	1000	2000	Tube

## ■ Characteristics (Typical)



**■ Outline Dimensions**


4KBJ		
Dim	Min	Max
A	24.7	25.3
B	1.05	1.45
C	1.7	2.1
D	0.9	1.1
E	7.3	7.7
F	14.7	15.3
G	3.8	4.2
H	3.3	3.7
I	3.1	3.4
J	4.4	4.8
K	3.4	3.8
L	3.2	3.4
M	0.6	0.8
N	17.0	18.0
O	9.5	10.1